	REVISION HISTORY
1	Original Concept

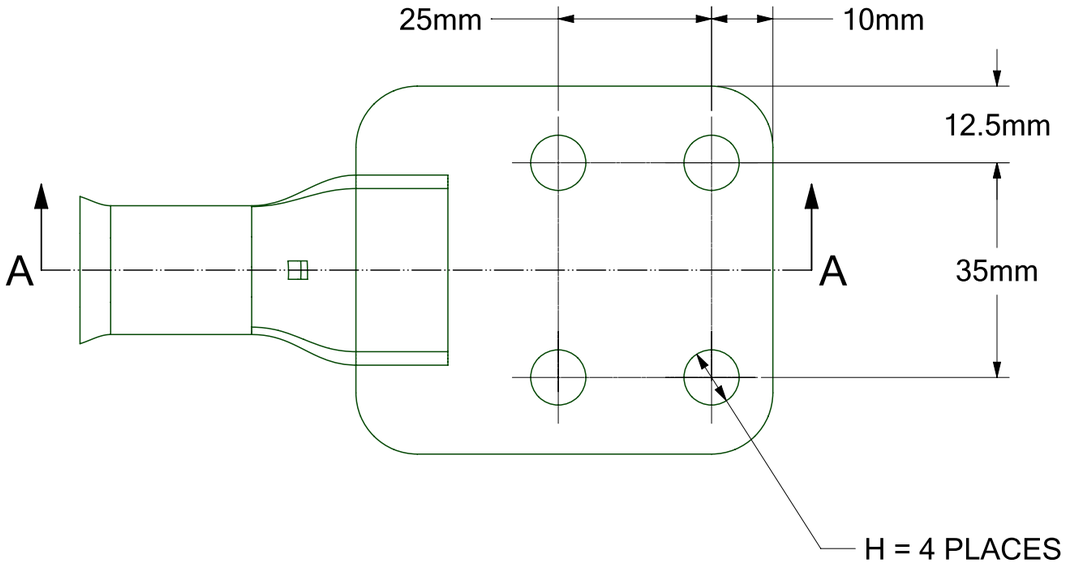

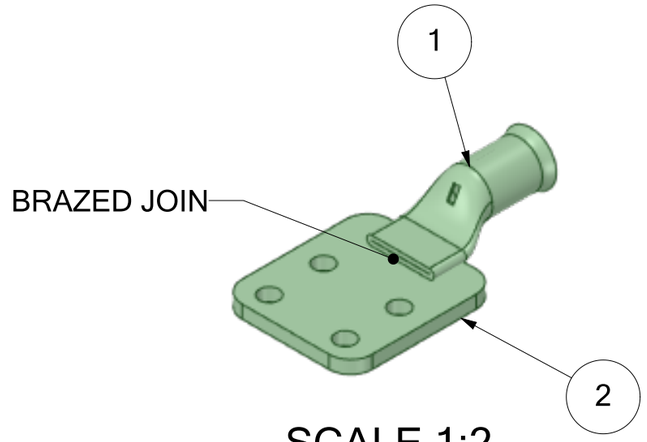

SCALE 1:2

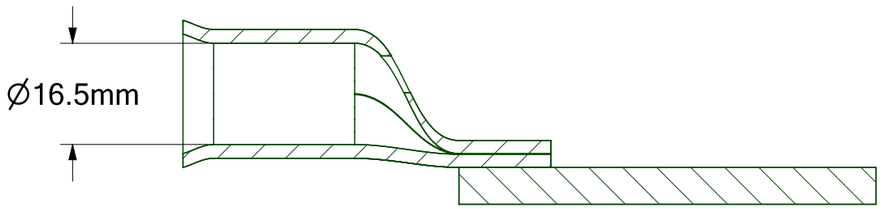

SECTION A-A

PART NO.	H (mm)
TC4B-150-8	9.0
TC4B-150-10	11.0
TC4B-150-12	13.0

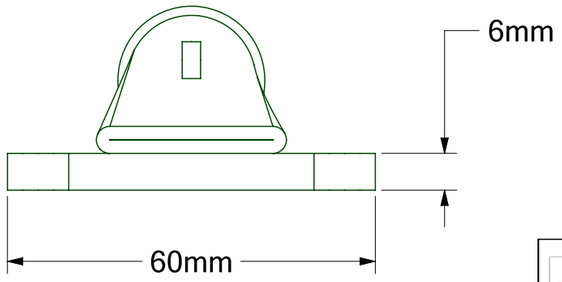

ITEM NO.	PART NUMBER	QTY
1	TCHD-150-RANGE	1
2	4HOLE TRANSFORMER PLATE	1

UOS - LINEAR TOLERANCE PERMISSABLE DEVIATIONS FOR SIZE RANGE:

Tolerances according to DIN ISO 2768 (V)

DIMS IN MM	0.5 to 3	> 3 to 6	> 6 to 30	> 30 to 120	> 120 to 400	> 400 to 1000	> 1000 to 2000	> 2000 to 4000
	-	±0.5	±1.0	±1.5	±2.5	±4.0	±6.0	±8.0

Total Connections 2009 LTD

www.tc2009.co.uk
sales@tc2009.co.uk
Tel 01249 812 707

Drawing No. TCDR 2047

Part No. TC4B-150-RANGE

Material. CW024A (C106) COPPER

Finish. 5MICRON ELECTRO TIN PLATED

SIZE	Date	Created By:	REV
A3	13/05/2021	Dan Hewlett	1

SCALE 1:1

SHEET 1 of 1